


QMTECH

Cyclone V SoC KFB with Dual SDRAM


How to Set Up

Pin 1 of GPIO_1



GPIO_1 Pin 1

Bottom view




2 x AS4C32M16SB-7TIN, 128MB SDRAM in total

Set Up the Second 128M SDRAM Module


Example Setup:

Use V3.0 128M SDRAM module.

**Insert SDRAM modules into
GPIO_1 headers.**




JTAG Connection




Pin 1

MSEL Setting and SW Status





MSEL[4:0] = 10101



SW[3:0] = 0000

Example FPC Connection



Pin 1